



Can you draw a new alien friend for QPootle5?

We are practising our fine motor skills: drawing lines that are just the right shape and cutting out without losing any parts of the picture.

You will need:

Paper or card



Pencils



Scissors (if you have them)




Before you start to draw:



Try to think before you start to draw what QPootle5's new friend will look like. Think about what shape he / she might be; how many hands, legs, heads, fingers, toes will be needed; what will be on the head and face?

When you draw:

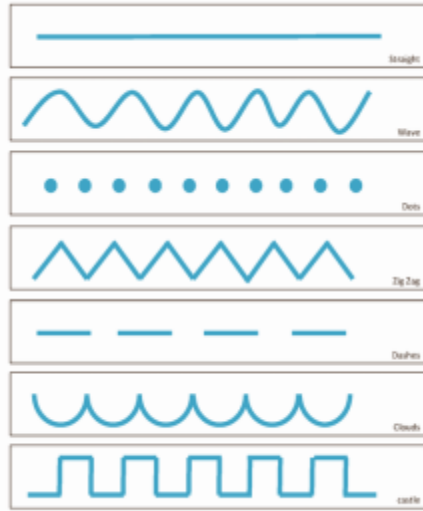


Take your time so that you can draw carefully and put in as much detail as you can. When you think you have finished ask an adult to look, can they think of anything that you could add?

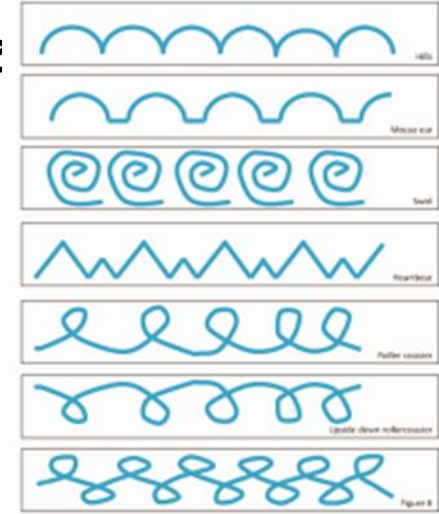
Covering the body:

Can you use some of the different patterns we have learnt in school to decorate your friend for QPootle5? You could use a different colour for each pattern.

Try some!



For a challenge you could try these



Cutting out if you can:



If you have scissors you could cut out your friend. You could stick it to a pencil to make a little puppet.

Finally:

What do you think this friend for QPootle5 should be called?

