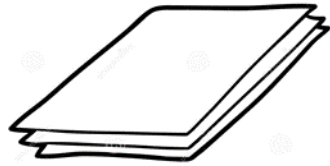


Handwriting patterns on a fish.

You will need:

- Paper or card



Pencils



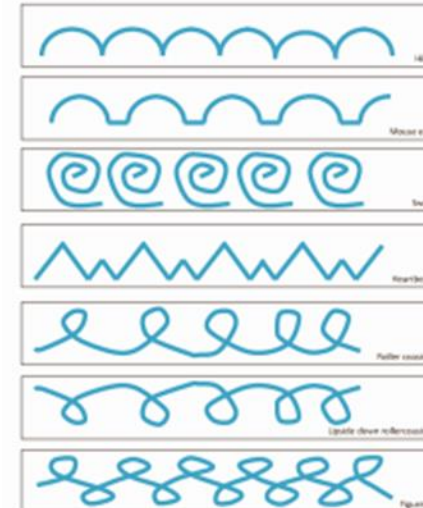

Scissors (if you have them)



What to do:

First draw a fish shape (outline) on your paper. There are some ideas on pages 4 and 5 or you can draw your own shape. Then decorate your fish like you might have decorated QPootle5's friend.

Try some different patterns - you could invent your own. You could use a different colour for each pattern.
Try some! For a challenge you could try these



You could then cut your fish out - be careful to make sure that it is still fish shaped when you are finished!

