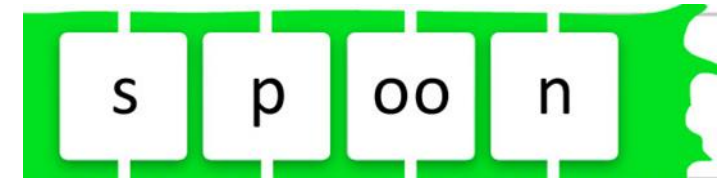


Can you be a letter detective?



Tips for parents / carers:

The sound mats are in your child's home learning pack or can be found by searching "phase 2 sound mat Sparklebox" on the internet. The phase 3 sound mat is also there.

You can also go to the website:

[Phonicsplay.co.uk](https://www.phonicsplay.co.uk)



Click on the green button to go to the tablet and mobile friendly version (also works on laptops). As it says on the screen:

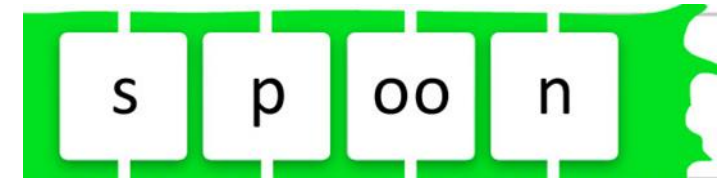
User name: march20

Password: home

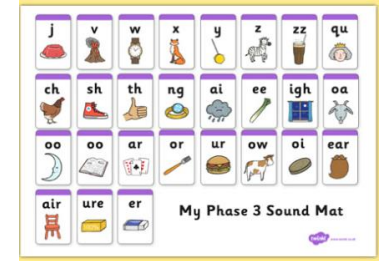
Select "Resources" and "Flash cards" (either flash card activity). Click the "start" button and then choose the graphemes your child knows using the "pick individual grapheme" button.

All the children have been taught Phase 2 and most of Phase 3. Some children have been taught all of Phase 3. You will be able to see which ones they know when they read their sound mats. Pick some they know and some they are less sure of and help them with the ones that they are less confident with. Encourage them to pick one or two graphemes they are less familiar with to look for. Encourage them to try to read the words with the graphemes in where this is possible, eg word like spoon, chair, queen.

Can you be a letter detective?



Read the letters and graphemes on your sound mats.
If you can, use the flashcards on Phonicsplay (see tip on next page) to help you.



Choose a book, newspaper, website, cereal box or anything else with words.



Pick 4 or 5 graphemes to look for and write them down.
Either highlight them with a pen or pencil, make a list on a paper or on a screen.

