


Wednesday 17th June

Under the Sea! The Snail and the Whale



a b c d e Phonics:

- Watch the alphabet song and have a go at writing the letters: Kidstv123, alphabet song <https://www.youtube.com/watch?v=ffeZXPtTGC4>
- Espresso Polly's phonics activities - Sort the igh and oa sounds. Listen to the word, segment it, try and write to match t to the correct grapheme (Written letters). Re-watch the relevant film: If you have book 3 watch Scrap's phonics "x" if you have book 4 watch Polly's phonics "oa"
- Then complete the pages in book: book 3: 14 and 15 book 4: 12 and 13

Handwriting / fine motor skills:

- Warm up your fingers and hands using this activity: https://www.youtube.com/watch?v=3m5RXP6U_EA
- Now try writing your name in your very best handwriting. Can you write both your first name and your surname?

1 2 3 Maths:

- Watch the shapes song: Kidstv123 <https://www.youtube.com/watch?v=WTegUejf3D0>
- Now have a go at the separate 2d shape challenges. There is also a shape identification document to help you.



Curriculum: See the next page

- Story: How to put an octopus to bed: https://www.youtube.com/watch?v=dvQMscT_G4I

What do you know about whales?

- What do you know so far about whales?
- If you want to you could watch the films that we watched yesterday again: Nat Geo Whales:

<https://www.youtube.com/watch?v=dciLg3Zm1hI>

- Whales learning video:

<https://www.youtube.com/watch?v=I9qlhNU1ATE>

- What is the most interesting fact you have learnt?
- Draw a picture of a whale and write a sentence about it.
You could write:
- **Whales are**____, **Whales have** ____.
- Challenge: Can you make your sentence longer using **and**, **so** or **because**?
- Don't forget: finger spaces




sound mat



Thursday 18th June

Under the Sea! The Snail and the Whale



abcde Phonics:

Listen to the first song on this cbeebies film (2mins 10 secs) Whilst you listen can you write the letters?

<https://www.youtube.com/watch?v=5oYYfad6pUc>

Now play Picnic on Pluto on phonics play: <https://new.phonicsplay.co.uk/resources/phase/2/picnic-on-pluto> Try Phase 2 first and then try Phase 3 sets 1 - 7, can you add in the vowel digraphs that you know?

Watch Polly's phonics y and Scrap's phonics oo (both the long and short sound films)

Book 3: y page 18 and 19

Book 4: oo page 16 and 17

Handwriting:

Can you write the one arm robot letters: r,b,n,m? I wonder how big and how small you can write them using a pencil or a pen. Don't forget you can use this website to help you:

<https://www.doorwayonline.org.uk/literacy/letterformation/>

Maths:

Watch the shape song. Cbeebies: <https://www.youtube.com/watch?v=RRiWpCfp75g>

See the separate making shapes activity



Curriculum: Today we are going to make a whale - see the next page



Story: Octonauts and the albino hump back whale <https://www.youtube.com/watch?v=fjsktF-YRGk>



Can you make a whale like this one?

What do you have in your house that
you could use?
Your whale doesn't have to look just like
this one –
this is to give you some ideas.

You could use:

paper or card or a paper plate

paint or pencils or pens or crayons


scissors

anything else you think will help and
make your whale look really great!



Friday 19th June

Under the Sea!



abcde Phonics:

Sesame Street Usher's ABC <https://www.youtube.com/watch?v=SWvBAQf7v8g>

Reading CVC words use Pick a Picture on the Phonics Play website. If you are working in Book 3 try Phase 3 Sets 6-7, If you are in Book 4 try Phase 3 digraphs (click on Resources tab and then Phase 2).

Watch Scrap's phonics z and Polly's phonics ar on Espresso

Book 3: z page 22

Book 4: ar page 18

Handwriting:

Give your finger s workout! Finger gym at home <https://www.youtube.com/watch?v=3VpARNgbb8c>

Look in your maths workbook (page 2) and have another go at writing your numbers. You could do it outside with a paintbrush and water or with a pencil and paper or a whiteboard and pen or anything else you have at home.

Maths:

Look at the separate months of the year document and talk about what happens in the different months. Do you know when their birthday is? Do you know what happens in December? Do you know when flowers start to grow?

Look through the pictures again and talk about your favourite time of the year. Then draw a picture and write a sentence about it.



Curriculum: Now give your body a workout with Andy from Andy and the dinosaurs. Andy's Wild Workouts. 1. Under the sea:

<https://www.bbc.co.uk/iplayer/episode/p06tmn51/andys-wild-workouts-series-1-1-under-the-sea>

Story: The storm whale https://www.youtube.com/watch?v=R2_Qocy-O4U

